

SPECIFICATION SHEET

| | | |
|---|---|-------------------------------|
| SPECIFICATION SHEET NO. | R0510- CA45D010K337TA | |
| DATE | May 10, 2024 | |
| REVISION | A3 | Updated With Most Recent Data |
| DESCRIPTION AND MAIN PARAMETRICS | <p>SMD Standard Tantalum Capacitors Industrial Grade MnO₂, CA45 Series EIA code 7343-28 (2917), Case D, L7.30*W4.30*H2.80mm Rated voltage 10 Vdc, Capacitance 330μF, Tolerance ±10%, ESR 0.9Ω Max. Operating Temp. Range -55° C ~+125° C, Package in Tape/Reel, 500pcs/Reel REACH/RoHS/RoHS III compliant</p> | |
| CUSTOMER | | |
| CUSTOMER PART NO. | | |
| CROSS REF. PART NO. | T489/T490/T491/T493/TAJ/F93/TLJ/293D | |
| ORIGINAL MFG/PART NO. | XiangYi/ CA45-D010K337TE900 | |
| PART CODE | CA45D010K337TA | |

| | | | |
|-------------------------|---|--|---|
| VENDOR APPROVE | | | |
| Issued/Checked/Approved |  |  |  |
| DATE: May 10, 2024 | | | |

| | |
|-------------------------|--|
| CUSTOMER APPROVE | |
| | |
| DATE: | |

SMD TANTALUM CAPACITORS CA45 SERIES

MAIN FEATURE

- Epoxy Molded Encapsulation, Chip, Small In Size, Light In Weight
- Easy For Integration, Heteroploidy
- Lower ESR Than The Standard Chip Tantalum Capacitor
- Stable In Electrical & Storage Performances, Long Life-span
- Executive Technical Standards: QJ/PWV305-2008
- REACH/RoHS/RoHS III compliant
- Wide Operating Temperature Range -55 ~ +125°C
- Cross Most Competitors Parts in Market



APPLICATION

- DC/DC Converters,
- Portable Electronics ,
- Telecommunications And Control Units;

ELECTRICAL CHARACTERISTICS

- See Page 9~ Page 30 For Different Part Code

HOW TO ORDER

- Please follow up Part Code Guide and indicate pat code when you order or RFQ.

SMD TANTALUM CAPACITORS CA45 SERIES

PART CODE GUIDE

[RFQ](#)

[Request For Quotation](#)

| CODE | NAME | KEY SPECIFICATION OPTION |
|------|---------------------------------|--|
| CA45 | Product Series Code | SMD Low ESR Chip Tantalum Capacitors Industrial Grade MnO ₂ |
| D | Case Size Code For Dimension | A: 3216-16 (1206) L3.2*W1.6*H1.6mm; B: 3528-19 (1210) L3.5*W2.8*H1.9mm C: 6032-25 (2312) L6.0*W3.2*H2.5mm; D: 7343-28 (2917) L7.3*W4.3*H2.8mm E: 7343-43 (2917) L7.3*W4.3*H4.3mm; P: 2012-12 (0805) L2.0*W1.25*H1.2mm V: 7361-36 (2924) L7.3*W6.1*H3.6mm |
| 010 | Rated voltage Code | 2R5: 2.5V; 004: 4V; 6R3: 6.3V; 010: 10V; 016: 16V; 020: 20V; 025: 25V; 035: 35V; 050: 50V |
| K | Capacitance Tolerance code | K: ±10% (Standard); M: ±20% |
| 337 | Capacitance Code | 1st two digits represent Significant figures, 3rd Digit specifies number of Zeros 474: 0.47µF; 684:0.68µF; 105: 1.0µF; 155: 1.5µF; 225: 2.2µF; 335: 3.3µF; 475: 4.7µF; 685: 6.8µF; 106: 10µF; 156: 15µF; 226: 22µF; 336: 33µF; 476: 47µF; 686: 68µF; 107: 100µF; 157: 150µF; 227: 220µF; 337: 330µF; 477: 470µF; 687: 680µF; 108: 1000µF; 158: 1500µF; 228: 2200µF |
| TA | Internal Control Code | Letter A~Z. a~z Or Digits (0-9) |
| () | Custom Specification Code | Letter A~Z. a~z Or Digits (0-9), Blank: N/A |

SMD TANTALUM CAPACITORS CA45 SERIES

DIMENSION (Unit: mm)

Image for reference



| CASE SIZE CODE | EIA CODE | EIA METRIC | L | W ₁ | H | S | W ₂ |
|----------------|----------|------------|-----------|----------------|-----------|-----------|----------------|
| A | 1206 | 3216-16 | 3.20±0.20 | 1.60±0.20 | 1.60±0.30 | 0.70±0.20 | 1.20±0.20 |
| B | 1210 | 3528-19 | 3.50±0.20 | 2.80±0.20 | 1.90±0.30 | 0.70±0.20 | 2.20±0.20 |
| C | 2312 | 6032-25 | 6.00±0.30 | 3.20±0.30 | 2.50±0.30 | 1.30±0.30 | 2.20±0.20 |
| D | 2917 | 7343-28 | 7.30±0.30 | 4.30±0.30 | 2.80±0.30 | 1.30±0.30 | 2.40±0.20 |
| E | 2917 | 7343-43 | 7.30±0.30 | 4.30±0.30 | 4.3±0.30 | 1.30±0.30 | 2.40±0.20 |
| P | 0805 | 2012-12 | 2.00±0.20 | 1.25±0.20 | 1.20±0.20 | 0.50±0.10 | 0.90±0.10 |
| V | 2924 | 7361-36 | 7.30±0.30 | 6.10±0.30 | 3.60±0.30 | 1.40±0.30 | 3.00±0.20 |

SMD TANTALUM CAPACITORS CA45 SERIES

LAND DIMENSIONS

Density Level A: For low-density product applications. Recommended for wave solder applications and provides a wider process window for reflow solder processes.



Note:

- Height of these chips may create problems in wave soldering.
- Land pattern geometry is too small for silkscreen outline.

| CASE CODE | EIA METRIC | DIMENSION (MM) | | | | |
|-----------|------------|----------------|------|------|-------|------|
| | | W | L | S | V1 | V2 |
| A | 3216-16 | 1.35 | 2.20 | 0.62 | 6.02 | 2.80 |
| B | 3528-19 | 2.35 | 2.21 | 0.92 | 6.32 | 4.00 |
| C | 6032-25 | 2.35 | 2.77 | 2.37 | 8.92 | 4.50 |
| D | 7343-28 | 2.55 | 2.77 | 3.67 | 10.22 | 5.60 |
| E | 7343-43 | 2.55 | 2.77 | 3.67 | 10.22 | 5.60 |
| F | 7361-19 | 3.25 | 2.77 | 3.67 | 10.22 | 7.30 |
| H | 7343-21 | 2.55 | 2.77 | 3.67 | 10.22 | 5.60 |
| H1 | 7343-15 | 2.55 | 2.77 | 3.67 | 10.22 | 5.60 |
| L | 7343-19 | 2.55 | 2.77 | 3.67 | 10.22 | 5.60 |
| P | 2012-12 | 2.55 | 2.77 | 3.67 | 10.22 | 5.60 |
| V | 7361-36 | 3.25 | 2.77 | 3.67 | 10.22 | 7.30 |
| W | 7361-41 | 3.25 | 2.77 | 3.67 | 10.22 | 7.30 |
| Y | 7343-40 | 2.55 | 2.77 | 3.67 | 10.22 | 5.60 |

SMD TANTALUM CAPACITORS CA45 SERIES

LAND DIMENSIONS

Density Level B: For products with a moderate level of component density. Provides Recommended Profile

Conditions for reflow solder processes.



Note:

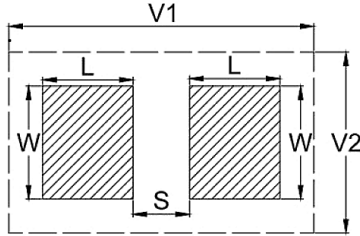
- Height of these chips may create problems in wave soldering.
- Land pattern geometry is too small for silkscreen outline.

| CASE CODE | EIA METRIC | DIMENSION (MM) | | | | |
|-----------|------------|----------------|------|------|------|------|
| | | W | L | S | V1 | V2 |
| A | 3216-16 | 1.23 | 1.80 | 0.82 | 4.92 | 2.30 |
| B | 3528-19 | 2.23 | 1.80 | 1.12 | 5.22 | 3.50 |
| C | 6032-25 | 2.23 | 2.37 | 2.57 | 7.82 | 4.00 |
| D | 7343-28 | 2.43 | 2.37 | 3.87 | 9.12 | 5.10 |
| E | 7343-43 | 2.43 | 2.37 | 3.87 | 9.12 | 5.10 |
| F | 7361-19 | 3.13 | 2.37 | 3.87 | 9.12 | 6.80 |
| H | 7343-21 | 2.43 | 2.37 | 3.87 | 9.12 | 5.10 |
| H1 | 7343-15 | 2.43 | 2.37 | 3.87 | 9.12 | 5.10 |
| L | 7343-19 | 2.43 | 2.37 | 3.87 | 9.12 | 5.10 |
| P | 2012-12 | 2.43 | 2.37 | 3.87 | 9.12 | 5.10 |
| V | 7361-36 | 3.13 | 2.37 | 3.87 | 9.12 | 6.80 |
| W | 7361-41 | 3.13 | 2.37 | 3.87 | 9.12 | 6.80 |
| Y | 7343-40 | 2.43 | 2.37 | 3.87 | 9.12 | 5.10 |

SMD TANTALUM CAPACITORS CA45 SERIES

LAND DIMENSIONS

Density Level C: For high component density product applications. Before adapting the Min. land pattern variations, the user should perform qualification testing based on the conditions outlined in IPC - 7351).



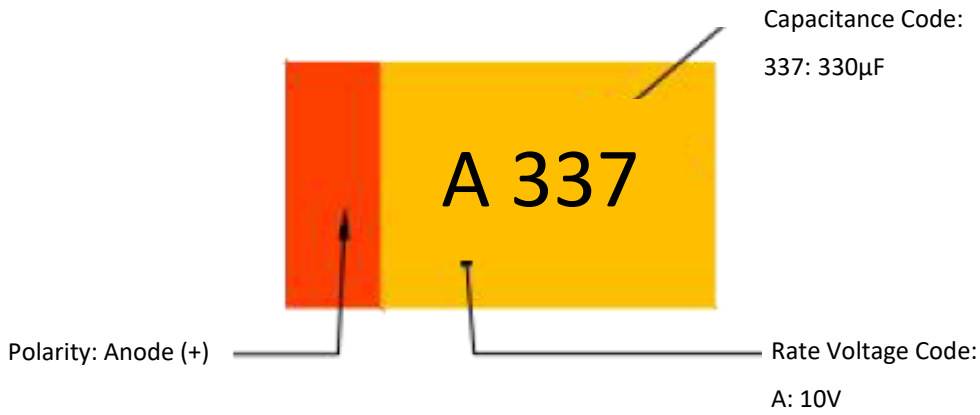
Note:

- Height of these chips may create problems in wave soldering.
- Land pattern geometry is too small for silkscreen outline.

| CASE CODE | EIA METRIC | DIMENSION (MM) | | | | |
|-----------|------------|----------------|------|------|------|------|
| | | W | L | S | V1 | V2 |
| A | 3216-16 | 1.13 | 1.42 | 0.98 | 4.06 | 2.04 |
| B | 3528-19 | 2.13 | 1.42 | 1.28 | 4.36 | 3.24 |
| C | 6032-25 | 2.13 | 1.99 | 2.73 | 6.96 | 3.74 |
| D | 7343-28 | 2.33 | 1.99 | 4.03 | 8.26 | 4.84 |
| E | 7343-43 | 2.33 | 1.99 | 4.03 | 8.26 | 4.84 |
| F | 7361-19 | 3.03 | 1.99 | 4.03 | 8.26 | 6.54 |
| H | 7343-21 | 2.33 | 1.99 | 4.03 | 8.26 | 4.84 |
| H1 | 7343-15 | 2.33 | 1.99 | 4.03 | 8.26 | 4.84 |
| L | 7343-19 | 2.33 | 1.99 | 4.03 | 8.26 | 4.84 |
| P | 2012-12 | 2.33 | 1.99 | 4.03 | 8.26 | 4.84 |
| V | 7361-36 | 3.03 | 1.99 | 4.03 | 8.26 | 6.54 |
| W | 7361-41 | 3.03 | 1.99 | 4.03 | 8.26 | 6.54 |
| Y | 7343-40 | 2.33 | 1.99 | 4.03 | 8.26 | 4.84 |

SMD TANTALUM CAPACITORS CA45 SERIES

MARKING



| Voltage Code | F | G | J | A | C | D | E | V | T |
|------------------|-----|-----|-----|----|----|----|----|----|----|
| Rate Voltage (V) | 2.5 | 4.0 | 6.3 | 10 | 16 | 20 | 25 | 35 | 50 |

MAXIMUM OPERATING AND SURGE VOLTAGES VS. TEMPERATURE

| Rate Voltage (V _R) | ≤ 85°C | 2.5 | 4.0 | 6.3 | 10 | 16 | 20 | 25 | 35 | 50 |
|------------------------------------|---------|-----|-----|-----|------|------|------|------|------|------|
| Category Voltage (V _C) | ≤ 125°C | 1.7 | 2.7 | 4.2 | 6.7 | 10.7 | 13.3 | 16.7 | 23.3 | 33.3 |
| Surge Voltage (V _S) | ≤ 85°C | 2.9 | 4.6 | 7.2 | 11.5 | 18.4 | 23.0 | 28.8 | 40.3 | 57.5 |
| Surge Voltage (V _S) | ≤ 125°C | 1.9 | 3.1 | 4.8 | 7.7 | 12.3 | 15.3 | 19.2 | 26.8 | 38.3 |

SMD TANTALUM CAPACITORS CA45 SERIES

BASIC INFORMATION

| ITEM | CHARACTERISTIC |
|--------------------|--|
| Dielectric | Ta2O5 |
| Electrolyte | MnO2 |
| Package Method | Epoxy Resin Molding (Semi-Seal) |
| Case Color | Yellow (std.) or Black |
| MSL | 1 |
| Termination Finish | Standard Solder-coated, Gold-plated Option |

STANDARD CHARACTERISTICS

| | |
|-----------------------------|---------------------|
| PART CODE | CA45D010K337TA |
| Case Size Code | D |
| Case Dimension | L7.30*W4.30*H2.80mm |
| EIA Code | 7343-28 (2917) |
| Capacitance Tolerance | ±10% |
| Rate Temperature Range | 85 °C |
| Category Voltage | 6.7V |
| Category Temperature Range | 125 °C |
| Operating Temperature Range | -55~ + 125 °C |

SMD TANTALUM CAPACITORS CA45 SERIES

CASE CODE, RATED VOLTAGE, CAPACITANCE AND ESR LIST

| VOLTAGE CODE | | F | G | J |
|--------------|----------|-------------------------|----------------------------|----------------------------|
| Voltage (V) | | 2.5 | 4 | 6.3 |
| Cap. Code | Cap.(µf) | Case Code (ESR mΩ) | | |
| 155 | 1.5 | | | A (2900) |
| 225 | 2.2 | | A (7600) | A (9000) |
| 335 | 3.3 | | A (8000) | A (7000) B (5500) |
| 475 | 4.7 | | A (8000) B (7000) | A (6000) B (4400) |
| 685 | 6.8 | | A (6000) B (3400) | A (6000) B (5000) |
| 106 | 10 | | A (6000) B (3500) | A (4000) B (3500) C (3000) |
| 156 | 15 | | A (4000) B (3500) C (2800) | A (3500) B (3000) C (1800) |
| 226 | 22 | | A (3500) B (3000) C (1800) | A (3000) B (2500) C (2000) |
| 336 | 33 | A (1700) | A (3000) B (2800) C (1800) | A (2500) B (2200) C (1800) |
| 476 | 47 | A (3000) | A (2600) B (2400) C (1800) | A (3500) B (2000) C (1600) |
| 686 | 68 | A (1500) | A (4000) B (1900) C (1500) | A (4000) B (1800) C (1500) |
| 107 | 100 | A (1400) B (1400) | A (4000) B (1800) C (1300) | A (3000) B (2000) C (900) |
| 157 | 150 | B (1600) | B (2000) C (1200) D (800) | B (3000) C (1300) D (900) |
| 227 | 220 | B (1600) D (300) | B (1500) C (1200) D (900) | B (1600) C (1200) D (700) |
| 337 | 330 | D (300) | C (900) D (900) E (800) | C (1200) D (600) E (500) |
| 477 | 470 | C (200) D (200) | C (300) D (900) E (500) | D (500) E (1500) V (400) |
| 687 | 680 | C (200) D (200) E(200) | D (500) E (900) | E (600) V (500) |
| 108 | 1000 | D (200) E (400) | D (200) E (500) V (200) | E (600) V (300) |
| 158 | 1500 | D (200) E (200) V (200) | E (200) V (200) | |
| 228 | 2200 | V (400) | | |

SMD TANTALUM CAPACITORS CA45 SERIES
CASE CODE, RATED VOLTAGE, CAPACITANCE AND ESR LIST

| VOLTAGE CODE | | A | C | D |
|--------------|----------|----------------------------|--------------------------------------|----------------------------|
| Voltage (V) | | 10 | 16 | 20 |
| Cap. Code | Cap.(µf) | Case Code (ESR mΩ) | | |
| 474 | 0.47 | | | A (14000) |
| 684 | 0.68 | | | A (12000) |
| 105 | 1 | A (10000) B (5000) | A (11000) B (5000) | A (9000) B (9000) |
| 155 | 1.5 | A (10000) | A (8000) B (6400) | A (6500) B (5600) |
| 225 | 2.2 | A (7000) B (4600) | A (6500) B (4600) | A (6000) B (3500) |
| 335 | 3.3 | A (5500) B (5500) | A (5000) B (4500) | A (5900) B (3000) C (2300) |
| 475 | 4.7 | A (5000) B (4000) | A (5000) B (3500) C (2900) | A (5000) B (3000) C (2800) |
| 685 | 6.8 | A (4200) B (3500) C (1900) | A (4200) B (2500) C (2500) | A (6000) B (2500) C (2000) |
| 106 | 10 | A (3800) B (3000) C (2500) | A (3000) B (2800) C (2000) | A (5000) B (2100) C (1700) |
| 156 | 15 | A (6000) B (2800) C (2000) | A (3500) B (2500) C (1800) | A (2300) B (1700) C (1100) |
| 226 | 22 | A (3200) B (2400) C (1800) | A (2300) B (2300) C (1500) | B (4000) C (1600) D (900) |
| 336 | 33 | A (6000) B (1900) C (1600) | B (2100) C (1500) D (900) | B (4000) C (1500) D (900) |
| 476 | 47 | A (3000) B (1800) C (1200) | B (2500) C (1000) D (900) E (800) | C (900) D (900) E (900) |
| 686 | 68 | B (1800) C (1300) D (900) | C (1300) D (900) E (800) | C (500) D (700) E (900) |
| 107 | 100 | B (2500) C (1200) D (900) | C (1000) D (700) E (900) | D (900) E (500) V (500) |
| 157 | 150 | C (900) D (900) E (900) | D (900) E (500) V (400) | E (400) V (400) |
| 227 | 220 | C (900) D (600) E (500) | D (900) E (500) V (900) | E (600) V (500) |
| 337 | 330 | D (900) E (900) V (500) | E (400) V (800) | E (800) V (800) |
| 477 | 470 | E (500) V (500) | E (400) | |
| 687 | 680 | E (400) | | |

SMD TANTALUM CAPACITORS CA45 SERIES
CASE CODE, RATED VOLTAGE, CAPACITANCE AND ESR LIST

| VOLTAGE CODE | | E | V | T |
|--------------|----------|----------------------------|----------------------------|----------------------------|
| Voltage (V) | | 25 | 35 | 50 |
| Cap. Code | Cap.(µf) | Case Code (ESR mΩ) | | |
| 474 | 0.47 | A (14000) | A (12000) B (10000) | A(12000) B(9500) C(8000) |
| 684 | 0.68 | A (10000) B (6000) | A (8000) B (8000) | A (8000) B (8000) C (7000) |
| 105 | 1 | A (8000) B (5000) | A (7500) B (6500) | A (7000) B (7000) C (5500) |
| 155 | 1.5 | A (7500) B (5000) | A (7500) B (5200) C (4500) | B (6000) C (4500) D (4000) |
| 225 | 2.2 | A (7000) B (4500) C (3500) | A (4500) B (4200) C (3500) | B (4500) C (3000) D (2500) |
| 335 | 3.3 | A (7000) B (3500) C (2800) | B (3500) C (2500) | C (2500) D (2000) |
| 475 | 4.7 | A (6000) B (2800) C (2400) | B (3100) C (2200) D (1500) | C (1500) D (1400) |
| 685 | 6.8 | B (2800) C (2000) D (1800) | C (1800) D (1300) | C (1000) D (1000) |
| 106 | 10 | B (2500) C (1800) D (1200) | C (1600) D (1000) E (900) | E (900) D (800) |
| 156 | 15 | B (4000) C (1600) D (1000) | C (1400) D (900) E (900) | E (800) V (700) |
| 226 | 22 | C (1400) D (900) | D (900) E (700) | E (800) V (700) |
| 336 | 33 | D (900) E (900) | D (900) E (900) V (500) | E (600) V (400) |
| 476 | 47 | D (900) E (900) | D (900) E (900) V (500) | |
| 686 | 68 | D (900) E (900) V (500) | E (700) V (500) | |
| 107 | 100 | E (300) V (500) | | |
| 157 | 150 | E (600) V (400) | | |

SMD TANTALUM CAPACITORS CA45 SERIES
ELECTRONICAL CHARACTERISTICS- RATED VOLTAGE 2.5V, CAPACITANCE TOL. ±10% (K)

| Part Code | Rate Voltage ≤ 85°C | Cap. @25°C 100Hz | Max. Leakage Current @+25°C 5 min. | Max. Dissipation Factor (DF) @25°C 100Hz | ESR @25°C 100 KHz | Max. Ripple Current | | |
|----------------|------------------------|------------------------|--|--|----------------------------|---------------------|---------------------|----------------------|
| | | | | | | @ 25°C 100KHz | @ 85°C 100KHz | @ 125°C 100KHz |
| | V | µF | µA | % | Ω | mA | | |
| CA45A2R5K336TA | 2.5 | 33 | 0.8 | 8 | 1.7 | 210 | 189 | 84 |
| CA45A2R5K476TA | 2.5 | 47 | 1.2 | 6 | 3 | 158 | 142 | 63 |
| CA45A2R5K686TA | 2.5 | 68 | 1.7 | 8 | 1.5 | 224 | 201 | 89 |
| CA45A2R5K107TA | 2.5 | 100 | 2.5 | 30 | 1.4 | 231 | 208 | 93 |
| CA45B2R5K107TA | 2.5 | 100 | 2.5 | 8 | 1.4 | 246 | 222 | 99 |
| CA45B2R5K157TA | 2.5 | 150 | 3.8 | 10 | 1.6 | 230 | 207 | 92 |
| CA45B2R5K227TA | 2.5 | 220 | 5.5 | 16 | 1.6 | 230 | 207 | 92 |
| CA45D2R5K227TA | 2.5 | 220 | 5.5 | 8 | 0.3 | 707 | 636 | 283 |
| CA45D2R5K337TA | 2.5 | 330 | 8.3 | 8 | 0.3 | 707 | 636 | 283 |
| CA45C2R5K477TA | 2.5 | 470 | 12 | 12 | 0.2 | 742 | 667 | 297 |
| CA45D2R5K477TA | 2.5 | 470 | 12 | 8 | 0.2 | 866 | 779 | 346 |
| CA45C2R5K687TA | 2.5 | 680 | 17 | 18 | 0.2 | 742 | 667 | 297 |
| CA45D2R5K687TA | 2.5 | 680 | 17 | 16 | 0.2 | 866 | 779 | 346 |
| CA45E2R5K687TA | 2.5 | 680 | 17 | 10 | 0.2 | 908 | 817 | 363 |
| CA45D2R5K108TA | 2.5 | 1000 | 25 | 20 | 0.2 | 866 | 779 | 346 |
| CA45E2R5K108TA | 2.5 | 1000 | 25 | 14 | 0.4 | 642 | 578 | 257 |
| CA45D2R5K158TA | 2.5 | 1500 | 38 | 60 | 0.2 | 866 | 779 | 346 |
| CA45E2R5K158TA | 2.5 | 1500 | 38 | 20 | 0.2 | 908 | 817 | 363 |
| CA45V2R5K158TA | 2.5 | 1500 | 38 | 20 | 0.2 | 1118 | 1006 | 447 |
| CA45V2R5K228TA | 2.5 | 2200 | 55 | 50 | 0.4 | 791 | 712 | 316 |
| | | | | | | | | |
| | | | | | | | | |
| | | | | | | | | |
| | | | | | | | | |

SMD TANTALUM CAPACITORS CA45 SERIES
ELECTRONICAL CHARACTERISTICS- RATED VOLTAGE 4.0V, CAPACITANCE TOL. ±10% (K)

| Part Code | Rate Voltage ≤ 85°C | Cap. @25°C 100Hz | Max. Leakage Current @+25°C 5 min. | Max. Dissipation Factor (DF) @25°C 100Hz | ESR @25°C 100 KHz | Max. Ripple Current | | |
|----------------|------------------------|------------------------|--|--|----------------------------|---------------------|---------------------|----------------------|
| | | | | | | @ 25°C 100KHz | @ 85°C 100KHz | @ 125°C 100KHz |
| | V | µF | µA | % | Ω | mA | | |
| CA45A004K225TA | 4 | 2.2 | 0.5 | 6 | 7.6 | 99 | 89 | 40 |
| CA45A004K335TA | 4 | 3.3 | 0.5 | 6 | 8 | 97 | 87 | 39 |
| CA45A004K475TA | 4 | 4.7 | 0.5 | 6 | 8 | 97 | 87 | 39 |
| CA45B004K475TA | 4 | 4.7 | 0.5 | 6 | 7 | 110 | 99 | 44 |
| CA45A004K685TA | 4 | 6.8 | 0.5 | 6 | 6 | 112 | 101 | 45 |
| CA45B004K685TA | 4 | 6.8 | 0.5 | 6 | 3.4 | 158 | 142 | 63 |
| CA45A004K106TA | 4 | 10 | 0.5 | 6 | 6 | 112 | 101 | 45 |
| CA45B004K106TA | 4 | 10 | 0.5 | 6 | 3.5 | 156 | 140 | 62 |
| CA45A004K156TA | 4 | 15 | 0.6 | 6 | 4 | 137 | 123 | 55 |
| CA45B004K156TA | 4 | 15 | 0.6 | 6 | 3.5 | 156 | 140 | 62 |
| CA45C004K156TA | 4 | 15 | 0.6 | 6 | 2.8 | 198 | 178 | 79 |
| CA45A004K226TA | 4 | 22 | 0.9 | 6 | 3.5 | 146 | 132 | 59 |
| CA45B004K226TA | 4 | 22 | 0.9 | 6 | 3 | 168 | 151 | 67 |
| CA45C004K226TA | 4 | 22 | 0.9 | 6 | 1.8 | 247 | 222 | 99 |
| CA45A004K336TA | 4 | 33 | 1.3 | 6 | 3 | 158 | 142 | 63 |
| CA45B004K336TA | 4 | 33 | 1.3 | 6 | 2.8 | 174 | 157 | 70 |
| CA45C004K336TA | 4 | 33 | 1.3 | 6 | 1.8 | 247 | 222 | 99 |
| CA45A004K476TA | 4 | 47 | 1.9 | 14 | 2.6 | 170 | 153 | 68 |
| CA45B004K476TA | 4 | 47 | 1.9 | 6 | 2.4 | 188 | 169 | 75 |
| CA45C004K476TA | 4 | 47 | 1.9 | 6 | 1.8 | 247 | 222 | 99 |
| CA45A004K686TA | 4 | 68 | 2.7 | 30 | 4 | 137 | 123 | 55 |
| CA45B004K686TA | 4 | 68 | 2.7 | 6 | 1.9 | 212 | 190 | 85 |
| CA45C004K686TA | 4 | 68 | 2.7 | 6 | 1.5 | 271 | 244 | 108 |
| CA45A004K107TA | 4 | 100 | 4 | 30 | 4 | 137 | 123 | 55 |

SMD TANTALUM CAPACITORS CA45 SERIES

ELECTRONICAL CHARACTERISTICS- RATED VOLTAGE 4.0V, CAPACITANCE TOL. ±10% (K)

| Part Code | Rate Voltage ≤ 85°C | Cap. @25°C 100Hz | Max. Leakage Current @+25°C 5 min. | Max. Dissipation Factor (DF) @25°C 100Hz | ESR @25°C 100 KHz | Max. Ripple Current | | |
|----------------|------------------------|------------------------|--|--|----------------------------|---------------------|---------------------|----------------------|
| | | | | | | @ 25°C 100KHz | @ 85°C 100KHz | @ 125°C 100KHz |
| | V | µF | µA | % | Ω | mA | | |
| CA45B004K107TA | 4 | 100 | 4 | 8 | 1.8 | 217 | 196 | 87 |
| CA45C004K107TA | 4 | 100 | 4 | 8 | 1.3 | 291 | 262 | 116 |
| CA45B004K157TA | 4 | 150 | 6 | 14 | 2 | 206 | 186 | 82 |
| CA45C004K157TA | 4 | 150 | 6 | 12 | 1.2 | 303 | 272 | 121 |
| CA45D004K157TA | 4 | 150 | 6 | 8 | 0.8 | 433 | 390 | 173 |
| CA45B004K227TB | 4 | 220 | 8.8 | 18 | 1.5 | 238 | 214 | 95 |
| CA45C004K227TA | 4 | 220 | 8.8 | 15 | 1.2 | 303 | 272 | 121 |
| CA45D004K227TA | 4 | 220 | 8.8 | 8 | 0.9 | 408 | 367 | 163 |
| CA45C004K337TA | 4 | 330 | 13 | 10 | 0.9 | 350 | 315 | 140 |
| CA45D004K337TA | 4 | 330 | 13 | 8 | 0.9 | 408 | 367 | 163 |
| CA45E004K337TA | 4 | 330 | 13 | 8 | 0.8 | 454 | 409 | 182 |
| CA45C004K477TA | 4 | 470 | 19 | 14 | 0.3 | 606 | 545 | 242 |
| CA45D004K477TA | 4 | 470 | 19 | 12 | 0.9 | 408 | 367 | 163 |
| CA45E004K477TA | 4 | 470 | 19 | 10 | 0.5 | 574 | 517 | 230 |
| CA45D004K687TA | 4 | 680 | 27 | 25 | 0.5 | 548 | 493 | 219 |
| CA45E004K687TA | 4 | 680 | 27 | 24 | 0.9 | 428 | 385 | 171 |
| CA45D004K108TA | 4 | 1000 | 40 | 60 | 0.2 | 866 | 779 | 346 |
| CA45E004K108TA | 4 | 1000 | 40 | 20 | 0.5 | 574 | 517 | 230 |
| CA45V004K108TA | 4 | 1000 | 40 | 15 | 0.2 | 1118 | 1006 | 447 |
| CA45E004K158TA | 4 | 1500 | 60 | 30 | 0.2 | 908 | 817 | 363 |
| CA45V004K158TA | 4 | 1500 | 60 | 30 | 0.2 | 1118 | 1006 | 447 |
| | | | | | | | | |
| | | | | | | | | |
| | | | | | | | | |

SMD TANTALUM CAPACITORS CA45 SERIES
ELECTRONICAL CHARACTERISTICS- RATED VOLTAGE 6.3V, CAPACITANCE TOL. ±10% (K)

| Part Code | Rate Voltage ≤ 85°C | Cap. @25°C 100Hz | Max. Leakage Current @+25°C 5 min. | Max. Dissipation Factor (DF) @25°C 100Hz | ESR @25°C 100 KHz | Max. Ripple Current | | |
|----------------|------------------------|------------------------|--|--|----------------------------|---------------------|---------------------|----------------------|
| | | | | | | @ 25°C 100KHz | @ 85°C 100KHz | @ 125°C 100KHz |
| | V | µF | µA | % | Ω | mA | | |
| CA45A6R3K155TA | 6.3 | 1.5 | 0.5 | 6 | 2.9 | 161 | 145 | 64 |
| CA45A6R3K225TA | 6.3 | 2.2 | 0.5 | 6 | 9 | 91 | 82 | 37 |
| CA45A6R3K335TA | 6.3 | 3.3 | 0.5 | 6 | 7 | 104 | 93 | 41 |
| CA45B6R3K335TA | 6.3 | 3.3 | 0.5 | 6 | 5.5 | 124 | 112 | 50 |
| CA45A6R3K475TA | 6.3 | 4.7 | 0.5 | 6 | 6 | 112 | 101 | 45 |
| CA45B6R3K475TA | 6.3 | 4.7 | 0.5 | 6 | 4.4 | 139 | 125 | 56 |
| CA45A6R3K685TA | 6.3 | 6.8 | 0.5 | 6 | 6 | 112 | 101 | 45 |
| CA45B6R3K685TA | 6.3 | 6.8 | 0.5 | 6 | 5 | 130 | 117 | 52 |
| CA45A6R3K106TA | 6.3 | 10 | 0.6 | 6 | 4 | 137 | 123 | 55 |
| CA45B6R3K106TA | 6.3 | 10 | 0.6 | 6 | 3.5 | 156 | 140 | 62 |
| CA45C6R3K106TA | 6.3 | 10 | 0.6 | 6 | 3 | 191 | 172 | 77 |
| CA45P6R3K106TA | 6.3 | 10 | 0.5 | 6 | 4 | 126 | 114 | 50 |
| CA45A6R3K156TA | 6.3 | 15 | 0.9 | 6 | 3.5 | 146 | 132 | 59 |
| CA45B6R3K156TA | 6.3 | 15 | 0.9 | 6 | 3 | 168 | 151 | 67 |
| CA45C6R3K156TA | 6.3 | 15 | 0.9 | 6 | 1.8 | 247 | 222 | 99 |
| CA45A6R3K226TA | 6.3 | 22 | 1.4 | 6 | 3 | 158 | 142 | 63 |
| CA45B6R3K226TA | 6.3 | 22 | 1.4 | 6 | 2.5 | 184 | 166 | 74 |
| CA45C6R3K226TA | 6.3 | 22 | 1.4 | 6 | 2 | 235 | 211 | 94 |
| CA45A6R3K336TA | 6.3 | 33 | 2.1 | 14 | 2.5 | 173 | 156 | 69 |
| CA45B6R3K336TA | 6.3 | 33 | 2.1 | 6 | 2.2 | 197 | 177 | 79 |
| CA45C6R3K336TA | 6.3 | 33 | 2.1 | 6 | 1.8 | 247 | 222 | 99 |
| CA45A6R3K476TA | 6.3 | 47 | 3 | 12 | 3.5 | 146 | 132 | 59 |
| CA45B6R3K476TA | 6.3 | 47 | 3 | 6 | 2 | 206 | 186 | 82 |
| CA45C6R3K476TA | 6.3 | 47 | 3 | 6 | 1.6 | 262 | 236 | 105 |

SMD TANTALUM CAPACITORS CA45 SERIES
ELECTRONICAL CHARACTERISTICS- RATED VOLTAGE 6.3V, CAPACITANCE TOL. ±10% (K)

| Part Code | Rate Voltage ≤ 85°C | Cap. @25°C 100Hz | Max. Leakage Current @+25°C 5 min. | Max. Dissipation Factor (DF) @25°C 100Hz | ESR @25°C 100 KHz | Max. Ripple Current | | |
|----------------|------------------------|------------------------|--|--|----------------------------|---------------------|---------------------|----------------------|
| | | | | | | @ 25°C 100KHz | @ 85°C 100KHz | @ 125°C 100KHz |
| | V | µF | µA | % | Ω | mA | | |
| CA45A6R3K686TA | 6.3 | 68 | 4.3 | 30 | 4 | 137 | 123 | 55 |
| CA45B6R3K686TA | 6.3 | 68 | 4.3 | 8 | 1.8 | 217 | 196 | 87 |
| CA45C6R3K686TA | 6.3 | 68 | 4.3 | 6 | 1.5 | 271 | 244 | 108 |
| CA45A6R3K107TA | 6.3 | 100 | 6.3 | 26 | 3 | 158 | 142 | 63 |
| CA45B6R3K107TA | 6.3 | 100 | 6.3 | 15 | 2 | 206 | 186 | 82 |
| CA45C6R3K107TA | 6.3 | 100 | 6.3 | 8 | 0.9 | 350 | 315 | 140 |
| CA45B6R3K157TA | 6.3 | 150 | 9.5 | 15 | 3 | 168 | 151 | 67 |
| CA45C6R3K157TA | 6.3 | 150 | 9.5 | 8 | 1.3 | 291 | 262 | 116 |
| CA45D6R3K157TA | 6.3 | 150 | 9.5 | 8 | 0.9 | 408 | 367 | 163 |
| CA45B6R3K227TA | 6.3 | 220 | 14 | 18 | 1.6 | 230 | 207 | 92 |
| CA45C6R3K227TA | 6.3 | 220 | 14 | 14 | 1.2 | 303 | 272 | 121 |
| CA45D6R3K227TA | 6.3 | 220 | 14 | 8 | 0.7 | 463 | 417 | 185 |
| CA45C6R3K337TA | 6.3 | 330 | 21 | 12 | 1.2 | 303 | 272 | 121 |
| CA45D6R3K337TA | 6.3 | 330 | 21 | 8 | 0.6 | 500 | 450 | 200 |
| CA45E6R3K337TA | 6.3 | 330 | 21 | 8 | 0.5 | 574 | 517 | 230 |
| CA45D6R3K477TA | 6.3 | 470 | 30 | 14 | 0.5 | 548 | 493 | 219 |
| CA45E6R3K477TA | 6.3 | 470 | 30 | 10 | 1.5 | 332 | 298 | 133 |
| CA45V6R3K477TA | 6.3 | 470 | 30 | 10 | 0.4 | 791 | 712 | 316 |
| CA45E6R3K687TA | 6.3 | 680 | 43 | 20 | 0.6 | 524 | 472 | 210 |
| CA45V6R3K687TA | 6.3 | 680 | 43 | 12 | 0.5 | 707 | 636 | 283 |
| CA45E6R3K108TA | 6.3 | 1000 | 63 | 30 | 0.6 | 524 | 472 | 210 |
| CA45V6R3K108TA | 6.3 | 1000 | 63 | 16 | 0.3 | 913 | 822 | 365 |
| | | | | | | | | |
| | | | | | | | | |

SMD TANTALUM CAPACITORS CA45 SERIES
ELECTRONICAL CHARACTERISTICS- RATED VOLTAGE 10V, CAPACITANCE TOL. ±10% (K)

| Part Code | Rate Voltage ≤ 85°C | Cap. @25°C 100Hz | Max. Leakage Current @+25°C 5 min. | Max. Dissipation Factor (DF) @25°C 100Hz | ESR @25°C 100 KHz | Max. Ripple Current | | |
|----------------|------------------------|------------------------|--|--|----------------------------|---------------------|---------------------|----------------------|
| | | | | | | @ 25°C 100KHz | @ 85°C 100KHz | @ 125°C 100KHz |
| | V | µF | µA | % | Ω | mA | | |
| CA45A010K105TA | 10 | 1 | 0.5 | 4 | 10 | 87 | 78 | 35 |
| CA45B010K105TA | 10 | 1 | 0.5 | 4 | 5 | 130 | 117 | 52 |
| CA45A010K155TA | 10 | 1.5 | 0.5 | 6 | 10 | 87 | 78 | 35 |
| CA45A010K225TA | 10 | 2.2 | 0.5 | 6 | 7 | 104 | 93 | 41 |
| CA45B010K225TA | 10 | 2.2 | 0.5 | 6 | 4.6 | 136 | 122 | 54 |
| CA45A010K335TA | 10 | 3.3 | 0.5 | 6 | 5.5 | 117 | 105 | 47 |
| CA45B010K335TA | 10 | 3.3 | 0.5 | 6 | 5.5 | 124 | 112 | 50 |
| CA45A010K475TA | 10 | 4.7 | 0.5 | 6 | 5 | 122 | 110 | 49 |
| CA45B010K475TA | 10 | 4.7 | 0.5 | 6 | 4 | 146 | 131 | 58 |
| CA45P010K475TA | 10 | 4.7 | 0.5 | 8 | 9 | 84 | 76 | 34 |
| CA45A010K685TA | 10 | 6.8 | 0.7 | 6 | 4.2 | 134 | 120 | 53 |
| CA45B010K685TA | 10 | 6.8 | 0.7 | 6 | 3.5 | 156 | 140 | 62 |
| CA45C010K685TA | 10 | 6.8 | 0.7 | 6 | 1.9 | 241 | 217 | 96 |
| CA45A010K106TA | 10 | 10 | 1 | 6 | 3.8 | 140 | 126 | 56 |
| CA45B010K106TA | 10 | 10 | 1 | 6 | 3 | 168 | 151 | 67 |
| CA45C010K106TA | 10 | 10 | 1 | 6 | 2.5 | 210 | 189 | 84 |
| CA45P010K106TA | 10 | 10 | 1 | 18 | 6.5 | 100 | 90 | 40 |
| CA45A010K156TA | 10 | 15 | 1.5 | 8 | 6 | 112 | 101 | 45 |
| CA45B010K156TA | 10 | 15 | 1.5 | 6 | 2.8 | 174 | 157 | 70 |
| CA45C010K156TA | 10 | 15 | 1.5 | 6 | 2 | 235 | 211 | 94 |
| CA45A010K226TA | 10 | 22 | 2.2 | 8 | 3.2 | 153 | 138 | 61 |
| CA45B010K226TA | 10 | 22 | 2.2 | 6 | 2.4 | 188 | 169 | 75 |
| CA45C010K226TA | 10 | 22 | 2.2 | 6 | 1.8 | 247 | 222 | 99 |
| CA45A010K336TA | 10 | 33 | 3.3 | 15 | 6 | 112 | 101 | 45 |

SMD TANTALUM CAPACITORS CA45 SERIES
ELECTRONICAL CHARACTERISTICS- RATED VOLTAGE 10V, CAPACITANCE TOL. ±10% (K)

| Part Code | Rate Voltage ≤ 85°C | Cap. @25°C 100Hz | Max. Leakage Current @+25°C 5 min. | Max. Dissipation Factor (DF) @25°C 100Hz | ESR @25°C 100 KHz | Max. Ripple Current | | |
|-----------------------|------------------------|------------------------|--|--|----------------------------|---------------------|---------------------|----------------------|
| | | | | | | @ 25°C 100KHz | @ 85°C 100KHz | @ 125°C 100KHz |
| | V | µF | µA | % | Ω | mA | | |
| CA45B010K336TA | 10 | 33 | 3.3 | 6 | 1.9 | 212 | 190 | 85 |
| CA45C010K336TA | 10 | 33 | 3.3 | 6 | 1.6 | 262 | 236 | 105 |
| CA45A010K476TA | 10 | 47 | 4.7 | 26 | 3 | 158 | 142 | 63 |
| CA45B010K476TA | 10 | 47 | 4.7 | 8 | 1.8 | 217 | 196 | 87 |
| CA45C010K476TA | 10 | 47 | 4.7 | 6 | 1.2 | 303 | 272 | 121 |
| CA45A010K686TA | 10 | 68 | 6.8 | 26 | 2.5 | 173 | 156 | 69 |
| CA45B010K686TA | 10 | 68 | 6.8 | 14 | 1.8 | 217 | 196 | 87 |
| CA45C010K686TA | 10 | 68 | 6.8 | 6 | 1.3 | 291 | 262 | 116 |
| CA45D010K686TA | 10 | 68 | 6.8 | 6 | 0.9 | 408 | 367 | 163 |
| CA45B010K107TA | 10 | 100 | 10 | 25 | 2.5 | 184 | 166 | 74 |
| CA45C010K107TA | 10 | 100 | 10 | 8 | 1.2 | 303 | 272 | 121 |
| CA45D010K107TA | 10 | 100 | 10 | 8 | 0.9 | 408 | 367 | 163 |
| CA45C010K157TA | 10 | 150 | 15 | 20 | 0.9 | 350 | 315 | 140 |
| CA45D010K157TA | 10 | 150 | 15 | 8 | 0.9 | 408 | 367 | 163 |
| CA45E010K157TA | 10 | 150 | 15 | 8 | 0.9 | 428 | 385 | 171 |
| CA45C010K227TA | 10 | 220 | 22 | 16 | 0.9 | 350 | 315 | 140 |
| CA45D010K227TA | 10 | 220 | 22 | 8 | 0.6 | 500 | 450 | 200 |
| CA45E010K227TA | 10 | 220 | 22 | 8 | 0.5 | 574 | 517 | 230 |
| CA45C010K337TA | 10 | 330 | 33 | 18 | 1.2 | 303 | 272 | 121 |
| CA45D010K337TA | 10 | 330 | 33 | 15 | 0.9 | 408 | 367 | 163 |
| CA45E010K337TA | 10 | 330 | 33 | 10 | 0.9 | 428 | 385 | 171 |
| CA45V010K337TA | 10 | 300 | 33 | 10 | 0.5 | 707 | 639 | 283 |
| CA45D010K477TA | 10 | 470 | 47 | 14 | 0.5 | 548 | 493 | 219 |
| CA45E010K477TA | 10 | 470 | 47 | 15 | 0.5 | 574 | 517 | 230 |

SMD TANTALUM CAPACITORS CA45 SERIES

ELECTRONICAL CHARACTERISTICS- RATED VOLTAGE 10V, CAPACITANCE TOL. ±10% (K)

| Part Code | Rate Voltage ≤ 85°C | Cap. @25°C 100Hz | Max. Leakage Current @+25°C 5 min. | Max. Dissipation Factor (DF) @25°C 100Hz | ESR @25°C 100 KHz | Max. Ripple Current | | |
|----------------|------------------------|------------------------|--|--|----------------------------|---------------------|---------------------|----------------------|
| | | | | | | @ 25°C 100KHz | @ 85°C 100KHz | @ 125°C 100KHz |
| | | | | | | mA | | |
| | V | µF | µA | % | Ω | | | |
| CA45V010K477TA | 10 | 470 | 47 | 12 | 0.5 | 707 | 636 | 283 |
| CA45E010K687TA | 10 | 680 | 68 | 18 | 0.4 | 642 | 578 | 257 |
| | | | | | | | | |
| | | | | | | | | |
| | | | | | | | | |
| | | | | | | | | |
| | | | | | | | | |
| | | | | | | | | |
| | | | | | | | | |
| | | | | | | | | |
| | | | | | | | | |
| | | | | | | | | |
| | | | | | | | | |
| | | | | | | | | |
| | | | | | | | | |
| | | | | | | | | |
| | | | | | | | | |
| | | | | | | | | |
| | | | | | | | | |
| | | | | | | | | |
| | | | | | | | | |
| | | | | | | | | |
| | | | | | | | | |
| | | | | | | | | |
| | | | | | | | | |
| | | | | | | | | |
| | | | | | | | | |
| | | | | | | | | |
| | | | | | | | | |

SMD TANTALUM CAPACITORS CA45 SERIES
ELECTRONICAL CHARACTERISTICS- RATED VOLTAGE 16V, CAPACITANCE TOL. ±10% (K)

| Part Code | Rate Voltage ≤ 85°C | Cap. @25°C 100Hz | Max. Leakage Current @+25°C 5 min. | Max. Dissipation Factor (DF) @25°C 100Hz | ESR @25°C 100 KHz | Max. Ripple Current | | |
|----------------|------------------------|------------------------|--|--|----------------------------|---------------------|---------------------|----------------------|
| | | | | | | @ 25°C 100KHz | @ 85°C 100KHz | @ 125°C 100KHz |
| | V | µF | µA | % | Ω | mA | | |
| CA45A016K105TA | 16 | 1 | 0.5 | 4 | 11 | 83 | 74 | 33 |
| CA45B016K105TA | 16 | 1 | 0.5 | 4 | 5 | 130 | 117 | 52 |
| CA45A016K155TA | 16 | 1.5 | 0.5 | 6 | 8 | 97 | 87 | 39 |
| CA45B016K155TA | 16 | 1.5 | 0.5 | 6 | 6.4 | 115 | 104 | 46 |
| CA45A016K225TA | 16 | 2.2 | 0.5 | 6 | 6.5 | 107 | 97 | 43 |
| CA45B016K225TA | 16 | 2.2 | 0.5 | 6 | 4.6 | 136 | 122 | 54 |
| CA45A016K335TA | 16 | 3.3 | 0.5 | 6 | 5 | 122 | 110 | 49 |
| CA45B016K335TA | 16 | 3.3 | 0.5 | 6 | 4.5 | 137 | 124 | 55 |
| CA45A016K475TA | 16 | 4.7 | 0.8 | 6 | 5 | 122 | 110 | 49 |
| CA45B016K475TA | 16 | 4.7 | 0.8 | 6 | 3.5 | 156 | 140 | 62 |
| CA45C016K475TA | 16 | 4.7 | 0.8 | 6 | 2.9 | 195 | 175 | 78 |
| CA45A016K685TA | 16 | 6.8 | 1.1 | 6 | 4.2 | 134 | 120 | 53 |
| CA45B016K685TA | 16 | 6.8 | 1.1 | 6 | 2.5 | 184 | 166 | 74 |
| CA45C016K685TA | 16 | 6.8 | 1.1 | 6 | 2.5 | 210 | 189 | 84 |
| CA45A016K106TA | 16 | 10 | 1.6 | 6 | 3 | 158 | 142 | 63 |
| CA45B016K106TA | 16 | 10 | 1.6 | 6 | 2.8 | 174 | 157 | 70 |
| CA45C016K106TA | 16 | 10 | 1.6 | 6 | 2 | 235 | 211 | 94 |
| CA45A016K156TA | 16 | 15 | 2.4 | 8 | 3.5 | 146 | 132 | 59 |
| CA45B016K156TA | 16 | 15 | 2.4 | 6 | 2.5 | 184 | 166 | 74 |
| CA45C016K156TA | 16 | 15 | 2.4 | 6 | 1.8 | 247 | 222 | 99 |
| CA45A016K226TA | 16 | 22 | 3.5 | 10 | 2.3 | 181 | 163 | 72 |
| CA45B016K226TA | 16 | 22 | 3.5 | 6 | 2.3 | 192 | 173 | 77 |
| CA45C016K226TA | 16 | 22 | 3.5 | 6 | 1.5 | 271 | 244 | 108 |
| CA45B016K336TA | 16 | 33 | 5.3 | 8 | 2.1 | 201 | 181 | 80 |

SMD TANTALUM CAPACITORS CA45 SERIES

ELECTRONICAL CHARACTERISTICS- RATED VOLTAGE 16V, CAPACITANCE TOL. ±10% (K)

| Part Code | Rate Voltage ≤ 85°C | Cap. @25°C 100Hz | Max. Leakage Current @+25°C 5 min. | Max. Dissipation Factor (DF) @25°C 100Hz | ESR @25°C 100 KHz | Max. Ripple Current | | |
|----------------|------------------------|------------------------|--|--|----------------------------|---------------------|---------------------|----------------------|
| | | | | | | @ 25°C 100KHz | @ 85°C 100KHz | @ 125°C 100KHz |
| | V | µF | µA | % | Ω | mA | | |
| CA45C016K336TA | 16 | 33 | 5.3 | 6 | 1.5 | 271 | 244 | 108 |
| CA45D016K336TA | 16 | 33 | 5.3 | 6 | 0.9 | 408 | 367 | 163 |
| CA45B016K476TA | 16 | 47 | 7.5 | 14 | 2.5 | 184 | 166 | 74 |
| CA45C016K476TA | 16 | 47 | 7.5 | 6 | 1 | 332 | 298 | 133 |
| CA45D016K476TA | 16 | 47 | 7.5 | 6 | 0.9 | 408 | 367 | 163 |
| CA45E016K476TA | 16 | 47 | 7.5 | 6 | 0.8 | 454 | 408 | 182 |
| CA45C016K686TA | 16 | 68 | 11 | 6 | 1.3 | 291 | 262 | 116 |
| CA45D016K686TA | 16 | 68 | 11 | 6 | 0.9 | 408 | 367 | 163 |
| CA45E016K686TA | 16 | 68 | 11 | 6 | 0.8 | 454 | 409 | 182 |
| CA45C016K107TA | 16 | 100 | 16 | 10 | 1 | 332 | 298 | 133 |
| CA45D016K107TA | 16 | 100 | 16 | 8 | 0.7 | 463 | 417 | 185 |
| CA45E016K107TA | 16 | 100 | 16 | 8 | 0.9 | 428 | 385 | 171 |
| CA45D016K157TA | 16 | 150 | 24 | 10 | 0.9 | 408 | 367 | 163 |
| CA45E016K157TA | 16 | 150 | 24 | 8 | 0.5 | 574 | 517 | 230 |
| CA45V016K157TA | 16 | 150 | 24 | 8 | 0.4 | 791 | 712 | 316 |
| CA45D016K227TA | 16 | 220 | 35 | 15 | 0.9 | 408 | 367 | 163 |
| CA45E016K227TA | 16 | 220 | 35 | 14 | 0.5 | 574 | 517 | 230 |
| CA45V016K227TA | 16 | 220 | 35 | 7.2 | 0.9 | 527 | 474 | 211 |
| CA45E016K337TA | 16 | 330 | 53 | 30 | 0.4 | 642 | 578 | 257 |
| CA45V016K337TA | 16 | 330 | 53 | 12 | 0.8 | 559 | 503 | 224 |
| CA45E016K447TA | 16 | 470 | 75 | 16 | 0.4 | 642 | 578 | 257 |
| | | | | | | | | |
| | | | | | | | | |
| | | | | | | | | |

SMD TANTALUM CAPACITORS CA45 SERIES
ELECTRONICAL CHARACTERISTICS- RATED VOLTAGE 20V, CAPACITANCE TOL. ±10% (K)

| Part Code | Rate Voltage ≤ 85°C | Cap. @25°C 100Hz | Max. Leakage Current @+25°C 5 min. | Max. Dissipation Factor (DF) @25°C 100Hz | ESR @25°C 100 KHz | Max. Ripple Current | | |
|----------------|------------------------|------------------------|--|--|----------------------------|---------------------|---------------------|----------------------|
| | | | | | | @ 25°C 100KHz | @ 85°C 100KHz | @ 125°C 100KHz |
| | V | µF | µA | % | Ω | mA | | |
| CA45A020K474TA | 20 | 0.47 | 0.5 | 4 | 14 | 73 | 66 | 29 |
| CA45A020K684TA | 20 | 0.68 | 0.5 | 4 | 12 | 79 | 71 | 32 |
| CA45A020K105TA | 20 | 1 | 0.5 | 4 | 9 | 91 | 82 | 37 |
| CA45B020K105TA | 20 | 1 | 0.5 | 4 | 9 | 97 | 87 | 39 |
| CA45A020K155TA | 20 | 1.5 | 0.5 | 6 | 6.5 | 107 | 97 | 43 |
| CA45B020K155TA | 20 | 1.5 | 0.5 | 4.8 | 5.6 | 123 | 111 | 49 |
| CA45A020K225TA | 20 | 2.2 | 0.5 | 6 | 6 | 112 | 101 | 45 |
| CA45B020K225TA | 20 | 2.2 | 0.5 | 6 | 3.5 | 156 | 140 | 62 |
| CA45A020K335TA | 20 | 3.3 | 0.7 | 6 | 5.9 | 113 | 101 | 45 |
| CA45B020K335TA | 20 | 3.3 | 0.7 | 6 | 3 | 168 | 151 | 67 |
| CA45C020K335TA | 20 | 3.3 | 0.7 | 6 | 2.3 | 219 | 197 | 87 |
| CA45A020K475TA | 20 | 4.7 | 0.9 | 6 | 5 | 122 | 110 | 49 |
| CA45B020K475TA | 20 | 4.7 | 0.9 | 6 | 3 | 168 | 151 | 67 |
| CA45C020K475TA | 20 | 4.7 | 0.9 | 6 | 2.8 | 198 | 178 | 79 |
| CA45A020K685TA | 20 | 6.8 | 1.4 | 8 | 6 | 112 | 101 | 45 |
| CA45B020K685TA | 20 | 6.8 | 1.4 | 6 | 2.5 | 184 | 166 | 74 |
| CA45C020K685TA | 20 | 6.8 | 1.4 | 6 | 2 | 235 | 211 | 94 |
| CA45A020K106TA | 20 | 10 | 2 | 10 | 5 | 122 | 110 | 49 |
| CA45B020K106TA | 20 | 10 | 2 | 6 | 2.1 | 201 | 181 | 80 |
| CA45C020K106TA | 20 | 10 | 2 | 6 | 1.7 | 254 | 229 | 102 |
| CA45B020K156TA | 20 | 15 | 3 | 6 | 2.3 | 192 | 173 | 77 |
| CA45C020K156TA | 20 | 15 | 3 | 6 | 1.7 | 254 | 229 | 102 |
| CA45D020K156TA | 20 | 15 | 3 | 6 | 1.1 | 369 | 332 | 148 |
| CA45B020K226TA | 20 | 22 | 4.4 | 8 | 4 | 146 | 131 | 58 |

SMD TANTALUM CAPACITORS CA45 SERIES
ELECTRONICAL CHARACTERISTICS- RATED VOLTAGE 20V, CAPACITANCE TOL. ±10% (K)

| Part Code | Rate Voltage ≤ 85°C | Cap. @25°C 100Hz | Max. Leakage Current @+25°C 5 min. | Max. Dissipation Factor (DF) @25°C 100Hz | ESR @25°C 100 KHz | Max. Ripple Current | | |
|----------------|------------------------|------------------------|--|--|----------------------------|---------------------|---------------------|----------------------|
| | | | | | | @ 25°C 100KHz | @ 85°C 100KHz | @ 125°C 100KHz |
| | V | µF | µA | % | Ω | mA | | |
| CA45C020K226TA | 20 | 22 | 4.4 | 6 | 1.6 | 262 | 236 | 105 |
| CA45D020K226TA | 20 | 22 | 4.4 | 6 | 0.9 | 408 | 367 | 163 |
| CA45B020K336TA | 20 | 33 | 6.6 | 10 | 4 | 146 | 131 | 58 |
| CA45C020K336TA | 20 | 33 | 6.6 | 6 | 1.5 | 271 | 244 | 108 |
| CA45D020K336TA | 20 | 33 | 6.6 | 6 | 0.9 | 408 | 367 | 163 |
| CA45C020K476TA | 20 | 47 | 9.4 | 6 | 0.9 | 350 | 315 | 140 |
| CA45D020K476TA | 20 | 47 | 9.4 | 6 | 0.9 | 408 | 367 | 163 |
| CA45E020K476TA | 20 | 47 | 9.4 | 6 | 0.9 | 428 | 385 | 171 |
| CA45C020K686TA | 20 | 68 | 14 | 8 | 0.5 | 469 | 422 | 188 |
| CA45D020K686TA | 20 | 68 | 14 | 6 | 0.7 | 463 | 417 | 185 |
| CA45E020K686TA | 20 | 68 | 14 | 6 | 0.9 | 428 | 385 | 171 |
| CA45D020K107TA | 20 | 100 | 20 | 8 | 0.9 | 408 | 367 | 163 |
| CA45E020K107TA | 20 | 100 | 20 | 8 | 0.5 | 574 | 517 | 230 |
| CA45V020K107TA | 20 | 100 | 20 | 8 | 0.5 | 707 | 636 | 283 |
| CA45E020K157TA | 20 | 150 | 30 | 10 | 0.4 | 642 | 578 | 257 |
| CA45V020K157TA | 20 | 150 | 30 | 8 | 0.4 | 791 | 712 | 316 |
| CA45E020K227TA | 20 | 220 | 44 | 12 | 0.6 | 524 | 472 | 210 |
| CA45V020K227TA | 20 | 220 | 44 | 12 | 0.5 | 707 | 636 | 283 |
| CA45E020K337TA | 20 | 330 | 66 | 20 | 0.8 | 454 | 409 | 182 |
| CA45V020K337TA | 20 | 330 | 66 | 20 | 0.8 | 559 | 503 | 224 |
| CA45A020M106TA | 20 | 10±20% | 2 | 10 | 5 | 122 | 110 | 49 |
| | | | | | | | | |
| | | | | | | | | |
| | | | | | | | | |

SMD TANTALUM CAPACITORS CA45 SERIES
ELECTRONICAL CHARACTERISTICS- RATED VOLTAGE 25V, CAPACITANCE TOL. ±10% (K)

| Part Code | Rate Voltage ≤ 85°C | Cap. @25°C 100Hz | Max. Leakage Current @+25°C 5 min. | Max. Dissipation Factor (DF) @25°C 100Hz | ESR @25°C 100 KHz | Max. Ripple Current | | |
|----------------|------------------------|------------------------|--|--|----------------------------|---------------------|---------------------|----------------------|
| | | | | | | @ 25°C 100KHz | @ 85°C 100KHz | @ 125°C 100KHz |
| | V | μF | μA | % | Ω | mA | | |
| CA45A025K474TA | 25 | 0.47 | 0.5 | 4 | 14 | 73 | 66 | 29 |
| CA45A025K684TA | 25 | 0.68 | 0.5 | 4 | 10 | 87 | 78 | 35 |
| CA45B025K684TA | 25 | 0.68 | 0.5 | 4 | 6 | 119 | 107 | 48 |
| CA45A025K105TA | 25 | 1 | 0.5 | 4 | 8 | 97 | 87 | 39 |
| CA45B025K105TA | 25 | 1 | 0.5 | 4 | 5 | 130 | 117 | 52 |
| CA45A025K155TA | 25 | 1.5 | 0.5 | 6 | 7.5 | 100 | 90 | 40 |
| CA45B025K155TA | 25 | 1.5 | 0.5 | 6 | 5 | 130 | 117 | 52 |
| CA45A025K225TA | 25 | 2.2 | 0.6 | 6 | 7 | 104 | 93 | 41 |
| CA45B025K225TA | 25 | 2.2 | 0.6 | 6 | 4.5 | 137 | 124 | 55 |
| CA45C025K225TA | 25 | 2.2 | 0.6 | 6 | 3.5 | 177 | 160 | 71 |
| CA45A025K335TA | 25 | 3.3 | 0.8 | 6 | 7 | 104 | 93 | 41 |
| CA45B025K335TA | 25 | 3.3 | 0.8 | 6 | 3.5 | 156 | 140 | 62 |
| CA45C025K335TA | 25 | 3.3 | 0.8 | 6 | 2.8 | 198 | 178 | 79 |
| CA45A025K475TA | 25 | 4.7 | 1.2 | 8 | 6 | 112 | 101 | 45 |
| CA45B025K475TA | 25 | 4.7 | 1.2 | 6 | 2.8 | 174 | 157 | 70 |
| CA45C025K475TA | 25 | 4.7 | 1.2 | 6 | 2.4 | 214 | 193 | 86 |
| CA45B025K685TA | 25 | 6.8 | 1.7 | 6 | 2.8 | 174 | 157 | 70 |
| CA45C025K685TA | 25 | 6.8 | 1.7 | 6 | 2 | 235 | 211 | 94 |
| CA45D025K685TA | 25 | 6.8 | 1.7 | 6 | 1.8 | 289 | 260 | 115 |
| CA45B025K106TA | 25 | 10 | 2.5 | 6 | 2.5 | 184 | 166 | 74 |
| CA45C025K106TA | 25 | 10 | 2.5 | 6 | 1.8 | 247 | 222 | 99 |
| CA45D025K106TA | 25 | 10 | 2.5 | 6 | 1.2 | 354 | 318 | 141 |
| CA45B025K156TA | 25 | 15 | 3.8 | 8 | 4 | 146 | 131 | 58 |
| CA45C025K156TA | 25 | 15 | 3.8 | 6 | 1.6 | 262 | 236 | 105 |

SMD TANTALUM CAPACITORS CA45 SERIES

ELECTRONICAL CHARACTERISTICS- RATED VOLTAGE 25V, CAPACITANCE TOL. ±10% (K)

| Part Code | Rate Voltage ≤ 85°C | Cap. @25°C 100Hz | Max. Leakage Current @+25°C 5 min. | Max. Dissipation Factor (DF) @25°C 100Hz | ESR @25°C 100 KHz | Max. Ripple Current | | |
|----------------|------------------------|------------------------|--|--|----------------------------|---------------------|---------------------|----------------------|
| | | | | | | @ 25°C 100KHz | @ 85°C 100KHz | @ 125°C 100KHz |
| | V | µF | µA | % | Ω | mA | | |
| CA45D025K156TA | 25 | 15 | 3.8 | 6 | 1 | 387 | 349 | 155 |
| CA45C025K226TA | 25 | 22 | 5.5 | 6 | 1.4 | 280 | 252 | 112 |
| CA45D025K226TA | 25 | 22 | 5.5 | 6 | 0.9 | 408 | 367 | 163 |
| CA45C025K336TA | 25 | 33 | 8.3 | 10 | 1.5 | 271 | 244 | 108 |
| CA45D025K336TA | 25 | 33 | 8.3 | 6 | 0.9 | 408 | 367 | 163 |
| CA45E025K336TA | 25 | 33 | 8.3 | 6 | 0.9 | 428 | 385 | 171 |
| CA45D025K476TA | 25 | 47 | 12 | 8 | 0.9 | 408 | 367 | 163 |
| CA45E025K476TA | 25 | 47 | 12 | 6 | 0.9 | 428 | 385 | 171 |
| CA45D025K686TA | 25 | 68 | 17 | 10 | 0.9 | 408 | 367 | 163 |
| CA45E025K686TA | 25 | 68 | 17 | 8 | 0.9 | 428 | 385 | 171 |
| CA45V025K686TA | 25 | 68 | 17 | 6 | 0.5 | 707 | 636 | 283 |
| CA45D025K107TA | 25 | 100 | 25 | 10 | 0.7 | 486 | 437 | 194 |
| CA45E025K107TA | 25 | 100 | 25 | 10 | 0.3 | 742 | 667 | 297 |
| CA45V025K107TA | 25 | 100 | 25 | 8 | 0.5 | 707 | 636 | 283 |
| CA45E025K157TA | 25 | 150 | 38 | 8 | 0.6 | 524 | 472 | 210 |
| CA45V025K157TA | 25 | 150 | 38 | 10 | 0.4 | 791 | 712 | 316 |
| | | | | | | | | |
| | | | | | | | | |
| | | | | | | | | |
| | | | | | | | | |
| | | | | | | | | |
| | | | | | | | | |
| | | | | | | | | |
| | | | | | | | | |
| | | | | | | | | |
| | | | | | | | | |
| | | | | | | | | |
| | | | | | | | | |

SMD TANTALUM CAPACITORS CA45 SERIES
ELECTRONICAL CHARACTERISTICS- RATED VOLTAGE 35V, CAPACITANCE TOL. ±10% (K)

| Part Code | Rate Voltage ≤ 85°C | Cap. @25°C 100Hz | Max. Leakage Current @+25°C 5 min. | Max. Dissipation Factor (DF) @25°C 100Hz | ESR @25°C 100 KHz | Max. Ripple Current | | |
|----------------|------------------------|------------------------|--|--|----------------------------|---------------------|---------------------|----------------------|
| | | | | | | @ 25°C 100KHz | @ 85°C 100KHz | @ 125°C 100KHz |
| | V | µF | µA | % | Ω | mA | | |
| CA45A035K104TA | 35 | 0.10 | 0.5 | 6 | 24 | 177 | 159 | 71 |
| CA45A035K224TA | 35 | 0.22 | 0.5 | 4 | 15 | 71 | 64 | 28 |
| CA45A035K334TA | 35 | 0.33 | 0.5 | 4 | 10 | 87 | 78 | 35 |
| CA45A035K474TA | 35 | 0.47 | 0.5 | 4 | 12 | 79 | 71 | 32 |
| CA45B035K474TA | 35 | 0.47 | 0.5 | 4 | 10 | 92 | 83 | 37 |
| CA45A035K684TA | 35 | 0.68 | 0.5 | 4 | 8 | 97 | 87 | 39 |
| CA45B035K684TA | 35 | 0.68 | 0.5 | 4 | 8 | 103 | 93 | 41 |
| CA45A035K105TA | 35 | 1 | 0.5 | 4 | 7.5 | 100 | 90 | 40 |
| CA45B035K105TA | 35 | 1 | 0.5 | 4 | 6.5 | 114 | 103 | 46 |
| CA45A035K155TA | 35 | 1.5 | 0.5 | 6 | 7.5 | 100 | 90 | 40 |
| CA45B035K155TA | 35 | 1.5 | 0.5 | 6 | 5.2 | 128 | 115 | 51 |
| CA45C035K155TA | 35 | 1.5 | 0.5 | 6 | 4.5 | 156 | 141 | 63 |
| CA45A035K225TA | 35 | 2.2 | 0.8 | 6 | 4.5 | 129 | 116 | 52 |
| CA45B035K225TA | 35 | 2.2 | 0.8 | 6 | 4.2 | 142 | 128 | 57 |
| CA45C035K225TA | 35 | 2.2 | 0.8 | 6 | 3.5 | 177 | 160 | 71 |
| CA45B035K335TA | 35 | 3.3 | 1.2 | 6 | 3.5 | 156 | 140 | 62 |
| CA45C035K335TA | 35 | 3.3 | 1.2 | 6 | 2.5 | 210 | 189 | 84 |
| CA45B035K475TA | 35 | 4.7 | 1.6 | 6 | 3.1 | 166 | 149 | 66 |
| CA45C035K475TA | 35 | 4.7 | 1.6 | 6 | 2.2 | 224 | 201 | 89 |
| CA45D035K475TA | 35 | 4.7 | 1.6 | 6 | 1.5 | 316 | 285 | 126 |
| CA45B035K685TA | 35 | 6.8 | 2.4 | 6 | 1.8 | 217 | 196 | 90 |
| CA45C035K685TA | 35 | 6.8 | 2.4 | 6 | 1.8 | 247 | 222 | 99 |
| CA45D035K685TA | 35 | 6.8 | 2.4 | 6 | 1.3 | 340 | 306 | 136 |
| CA45C035K106TA | 35 | 10 | 3.5 | 6 | 1.6 | 262 | 236 | 105 |

SMD TANTALUM CAPACITORS CA45 SERIES

ELECTRONICAL CHARACTERISTICS- RATED VOLTAGE 35V, CAPACITANCE TOL. ±10% (K)

| Part Code | Rate Voltage ≤ 85°C | Cap. @25°C 100Hz | Max. Leakage Current @+25°C 5 min. | Max. Dissipation Factor (DF) @25°C 100Hz | ESR @25°C 100 KHz | Max. Ripple Current | | |
|----------------|------------------------|------------------------|--|--|----------------------------|---------------------|---------------------|----------------------|
| | | | | | | @ 25°C 100KHz | @ 85°C 100KHz | @ 125°C 100KHz |
| | V | µF | µA | % | Ω | mA | | |
| CA45D035K106TA | 35 | 10 | 3.5 | 6 | 1 | 387 | 349 | 155 |
| CA45E035K106TA | 35 | 10 | 3.5 | 6 | 0.9 | 428 | 385 | 171 |
| CA45C035K156TA | 35 | 15 | 5.3 | 6 | 1.4 | 280 | 252 | 112 |
| CA45D035K156TA | 35 | 15 | 5.3 | 6 | 0.9 | 408 | 367 | 163 |
| CA45E035K156TA | 35 | 15 | 5.3 | 6 | 0.9 | 428 | 385 | 171 |
| CA45D035K226TA | 35 | 22 | 7.7 | 6 | 0.9 | 408 | 367 | 163 |
| CA45E035K226TA | 35 | 22 | 7.7 | 6 | 0.7 | 486 | 437 | 194 |
| CA45D035K336TA | 35 | 33 | 12 | 6 | 0.9 | 408 | 367 | 163 |
| CA45E035K336TA | 35 | 33 | 12 | 6 | 0.9 | 428 | 385 | 171 |
| CA45V035K336TA | 35 | 33 | 12 | 6 | 0.5 | 707 | 636 | 283 |
| CA45D035K476TA | 35 | 47 | 16 | 6 | 0.9 | 408 | 367 | 163 |
| CA45E035K476TA | 35 | 47 | 16 | 10 | 0.9 | 428 | 385 | 171 |
| CA45V035K476TA | 35 | 47 | 16 | 10 | 0.5 | 707 | 636 | 283 |
| CA45E035K686TA | 35 | 68 | 24 | 6 | 0.7 | 486 | 437 | 194 |
| CA45V035K686TA | 35 | 68 | 24 | 6 | 0.5 | 707 | 636 | 283 |
| | | | | | | | | |
| | | | | | | | | |
| | | | | | | | | |
| | | | | | | | | |
| | | | | | | | | |
| | | | | | | | | |
| | | | | | | | | |
| | | | | | | | | |
| | | | | | | | | |
| | | | | | | | | |

SMD TANTALUM CAPACITORS CA45 SERIES
ELECTRONICAL CHARACTERISTICS- RATED VOLTAGE 50V, CAPACITANCE TOL. ±10% (K)

| Part Code | Rate Voltage ≤ 85°C | Cap. @25°C 100Hz | Max. Leakage Current @+25°C 5 min. | Max. Dissipation Factor (DF) @25°C 100Hz | ESR @25°C 100 KHz | Max. Ripple Current | | |
|----------------|------------------------|------------------------|--|--|----------------------------|---------------------|---------------------|----------------------|
| | | | | | | @ 25°C 100KHz | @ 85°C 100KHz | @ 125°C 100KHz |
| | V | µF | µA | % | Ω | mA | | |
| CA45A050K334TA | 50 | 0.33 | 0.5 | 4 | 10 | 87 | 78 | 35 |
| CA45A050K474TA | 50 | 0.47 | 0.5 | 4 | 12 | 79 | 71 | 32 |
| CA45B050K474TA | 50 | 0.47 | 0.5 | 4 | 9.5 | 95 | 85 | 38 |
| CA45C050K474TA | 50 | 0.47 | 0.5 | 4 | 8 | 117 | 106 | 47 |
| CA45A050K684TA | 50 | 0.68 | 0.5 | 4 | 8 | 97 | 87 | 39 |
| CA45B050K684TA | 50 | 0.68 | 0.5 | 4 | 8 | 103 | 93 | 41 |
| CA45C050K684TA | 50 | 0.68 | 0.5 | 4 | 7 | 125 | 113 | 50 |
| CA45A050K105TA | 50 | 1 | 0.5 | 4 | 7 | 104 | 93 | 41 |
| CA45B050K105TA | 50 | 1 | 0.5 | 6 | 7 | 110 | 99 | 44 |
| CA45C050K105TA | 50 | 1 | 0.5 | 4 | 5.5 | 141 | 127 | 57 |
| CA45B050K155TA | 50 | 1.5 | 0.8 | 8 | 6 | 119 | 107 | 48 |
| CA45C050K155TA | 50 | 1.5 | 0.8 | 6 | 4.5 | 156 | 141 | 63 |
| CA45D050K155TA | 50 | 1.5 | 0.8 | 6 | 4 | 194 | 174 | 77 |
| CA45B050K225TA | 50 | 2.2 | 1.1 | 8 | 4.5 | 137 | 124 | 55 |
| CA45C050K225TA | 50 | 2.2 | 1.1 | 8 | 3 | 191 | 172 | 77 |
| CA45D050K225TA | 50 | 2.2 | 1.1 | 6 | 2.5 | 245 | 220 | 98 |
| CA45C050K335TA | 50 | 3.3 | 1.7 | 6 | 2.5 | 210 | 189 | 84 |
| CA45D050K335TA | 50 | 3.3 | 1.7 | 6 | 2 | 274 | 246 | 110 |
| CA45C050K475TA | 50 | 4.7 | 2.4 | 6 | 1.5 | 271 | 244 | 108 |
| CA45D050K475TA | 50 | 4.7 | 2.4 | 6 | 1.4 | 327 | 295 | 131 |
| CA45C050K685TA | 50 | 6.8 | 3.4 | 6 | 1 | 332 | 298 | 133 |
| CA45D050K685TA | 50 | 6.8 | 3.4 | 6 | 1 | 387 | 349 | 155 |
| CA45E050K685TA | 50 | 6.8 | 3.4 | 6 | 0.9 | 428 | 385 | 171 |
| CA45D050K106TA | 50 | 10 | 5 | 6 | 0.8 | 433 | 390 | 173 |

SMD TANTALUM CAPACITORS CA45 SERIES

ELECTRONICAL CHARACTERISTICS- RATED VOLTAGE 50V, CAPACITANCE TOL. ±10% (K)

| Part Code | Rate Voltage ≤ 85°C | Cap. @25°C 100Hz | Max. Leakage Current @+25°C 5 min. | Max. Dissipation Factor (DF) @25°C 100Hz | ESR @25°C 100 KHz | Max. Ripple Current | | |
|----------------|------------------------|------------------------|---|---|----------------------------|---------------------|---------------------|----------------------|
| | | | | | | @ 25°C 100KHz | @ 85°C 100KHz | @ 125°C 100KHz |
| | V | µF | µA | % | Ω | mA | | |
| CA45E050K106TA | 50 | 10 | 5 | 6 | 0.8 | 454 | 409 | 182 |
| CA45V050K106TA | 50 | 10 | 5 | 6 | 0.7 | 598 | 538 | 239 |
| CA45E050K156TA | 50 | 15 | 7.5 | 8 | 0.8 | 454 | 409 | 182 |
| CA45V050K156TA | 50 | 15 | 7.5 | 6 | 0.7 | 598 | 538 | 239 |
| CA45E050K226TA | 50 | 22 | 11 | 10 | 0.6 | 524 | 472 | 210 |
| CA45V050K226TA | 50 | 22 | 11 | 8 | 0.4 | 791 | 712 | 316 |
| | | | | | | | | |
| | | | | | | | | |
| | | | | | | | | |
| | | | | | | | | |
| | | | | | | | | |
| | | | | | | | | |
| | | | | | | | | |
| | | | | | | | | |
| | | | | | | | | |
| | | | | | | | | |
| | | | | | | | | |
| | | | | | | | | |
| | | | | | | | | |
| | | | | | | | | |
| | | | | | | | | |
| | | | | | | | | |
| | | | | | | | | |
| | | | | | | | | |
| | | | | | | | | |

SMD TANTALUM CAPACITORS CA45 SERIES

APPLICATION NTOE

Storage Condition

- Environmental temperature: 10°C ~ +30°C
- Relative humidity no more than 60%
- Storing period: No more than one and half year since the date of stocking.

APPLICATION GUIDE

1) Ripple Current and Voltage

If the ripple current is applied to the capacitor, the Joule heat (power dissipated) will be generated in the capacitor, so it will affect the reliability of the capacitor.

(1) Power Dissipated

The actual power dissipated can be calculated using the following formula: $P=I^2 \times ESR$Formula 1

P: Power dissipated (W); I: Ripple current (A); ESR: Equivalent series resistance (Ω)

(2) Ripple Current

Using the maximum power dissipation 125mW Max., the ripple current can be calculated using the following

formula: $I= \sqrt{\frac{P}{ESR}} \times K \times F$Formula 2

K: Temperature derating factor..... Table 1; F: Frequency derating factor..... Table 2

ESR: Refer to the ratings of each specific product

Table 1: Temperature Drop Factor K

| Temperature | Temperature Derating Factor K |
|-------------|-------------------------------|
| 25 °C | 1 |
| 85 °C | 0.9 |
| 125 °C | 0.4 |

Table 2: Frequency Derating Factor F

| Frequency (KHz) | 10 | 100 | 500 | 1000 |
|-----------------|------|-----|------|------|
| MnO2 | 0.80 | 1.0 | 1.15 | 1.20 |
| Polymer | 0.75 | 1.0 | 1.10 | 1.30 |

Using formula 3 to calculate corrugated voltage E: $E=Z \times I$ Formula 3

E: Ripple voltage; Z: Specific frequency impedance

SMD TANTALUM CAPACITORS CA45 SERIES

(3) Ripple Voltage

The ripple voltage applied to the capacitor is limited by three criteria.

- (a) The power dissipation in the ESR of capacitor must not exceed 125mW Max. @+25°C
- (b) The positive peak AC voltage plus the DC bias voltage must not exceed the DC voltage rating of the capacitor.
- (c) The negative peak AC voltage, in combination with the bias voltage, if any, must not exceed the permissible reverse voltage ratings presented.

2) Reverse Voltage

Solid tantalum capacitors are polarized devices, and applied reverse voltage can not be allowed. If the reverse voltage is unavoidable, a small degree of transient reverse voltage is permissible for short periods as follow.

25°C..... 10% of Max. rated voltage or 1V whichever is smaller

85°C..... 5% of Max. rated voltage or 0.5V whichever is smaller

125°C.....1% of Max. rated voltage or 0.1V whichever is smaller

Even under these restrictions, capacitors can not be used continuously in reverse voltage mode.

3) Working Voltage

- (1) For general applications, using 50% of rated voltage of capacitors or less.
- (2) When used at the power circuit, low impedance circuit, coupling circuit or witching circuit which has leakage current problems, please design the circuit with voltage under 30% of the working voltage (max 50%) to avoid the adverse effect of the surge current.
- (3) Derating voltage when temperature above 85°C.

When the chip tantalum capacitor is used at 85°C or more temperatures, the reduced voltage (U_T) is calculated from the following expression, however, note that the ambient temperature is not more than 125°C.

$$U_T = V_0 (U_R - U_C)(T - 85) / 40$$

U_R : Rated voltage (V); U_C : Derating voltage at 125°C; T: Ambient temperature (°C)

SMD TANTALUM CAPACITORS CA45 SERIES

4) Protective Resistance

In a circuit (switching circuit, charge / discharge circuit, etc.) that has an instantaneous current, series resistance is at least $3\Omega/V$, this can improve the reliability of tantalum capacitors. If the capacitor is in a low impedance circuit, the voltage applied to the capacitor should be half or one third of the rated voltage.

5) Redundancy

MnO₂ tantalum capacitors will heat, and may cause fire and burn in the short circuit. This is determined by the situation, time and other factors. When the circuit is designed, it is possible to provide the best possible space to keep the tantalum capacitor reliability.

6) Test Condition

Ambient Temperature 25°C; Relative Humidity 60 to 70%; Air Pressure 800 to 1060mbar. Test and experiment, in order to make the test results not problems, it is necessary to will test the product after fully discharge.

This product is a polar components, testing or when using it is strictly prohibited to will is negative pick back, in order to avoid performance failure

7) Soldering

The SMD tantalum capacitor can be used for reflow soldering, which is not suitable for wave soldering and manual welding. The reflow temperature are $\leq 250^{\circ}\text{C}$, ≤ 5 seconds. If you must use manual welding, should use the melted solder to contact lead, and the electric soldering iron power should be less than or equal to 25W, temperature should be less than 300°C , welding time should be less than 3 seconds, can not use electric iron contact the product lead directly, and in particular, can not contact the product ontology directly. Recommended profile conditions for convection and IR reflow reflect the profile conditions of the IPC/J-STD-020D standard for moisture sensitivity testing

SMD TANTALUM CAPACITORS CA45 SERIES

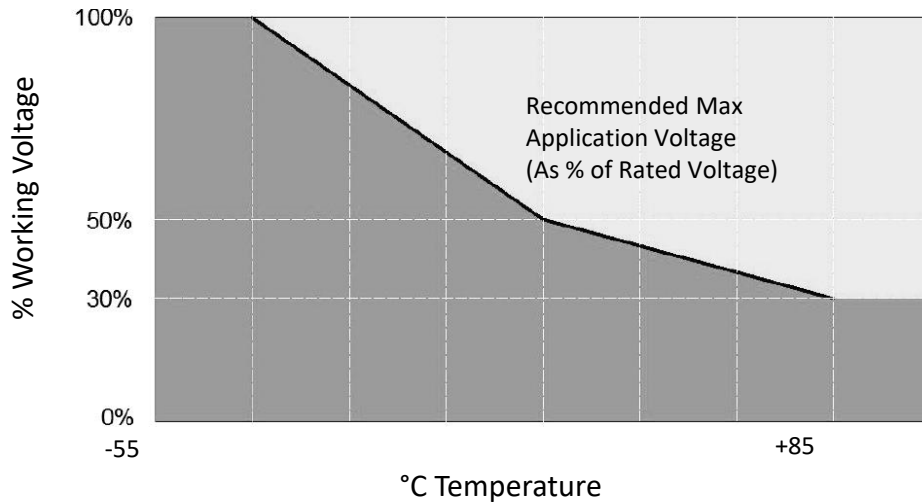
RECOMMENDED PROFILE CONDITIONS –Only For reference



| CHARACTERISTICS | UNIT | SYMBOL | SnPb ASSEMBLY | Pb-Free ASSEMBLY |
|---------------------------------------|-----------|------------|---------------|------------------|
| Preheat Temperature Min. | °C | T smin | 100 | 150 |
| Preheat Temperature Max. | °C | T smax | 150 | 200 |
| Preheat time | Second | T s | 60~120 | 60~120 |
| Ramp-up Rate | °C/Second | T L to T p | ≤ 3 | ≤ 3 |
| Liquidous Temperature | °C | T L | 183 | 217 |
| Time Above Liquidous | Second | t L | 60~150 | 60~150 |
| Peak Temperature | °C | T p | 220 or 235 | 245 or 250 |
| Time within 5°C Max. Peak Temperature | Second | t p | ≤ 10 | ≤ 3 |
| Ramp-down Rate | °C/Second | T p to T L | ≤ 6 | ≤ 6 |
| Time 25°C to Peak Temperature | minute | | ≤ 6 | ≤ 6 |

SMD TANTALUM CAPACITORS CA45 SERIES A

RECOMMENDED VOLTAGE DERATING GUIDELINES – Only For reference



| | |
|---|-----------------------|
| CONDITION | -55 °C ~ 85 °C |
| % Change in Working DC Voltage with Temperature | V _R |
| Recommended Max. Application @V _R ≤10V | 50 of V _R |
| Recommended Max. Application @V _R ≥16V | 30% of V _R |

SMD TANTALUM CAPACITORS CA45 SERIES

TAPE DIMENSION (Unit: mm) Tolerance $\pm 0.2\text{mm}$ over 10 sprocket hole spaces



| CASE SIZE CODE | DIMENSION | | | | | | | | | | |
|----------------------|-----------|-----------|-----------|-----------|-----------|------------|-----------|------------|-----------|--------|---------|
| | A0 | B0 | K | W | E | F | P | P1 | P2 | D | D1 |
| | ± 0.1 | ± 0.1 | ± 0.1 | ± 0.3 | ± 0.1 | ± 0.05 | ± 0.1 | ± 0.05 | ± 0.1 | $+0.2$ | $+0.25$ |
| A | 1.88 | 3.53 | 1.85 | 8 | 1.75 | 3.5 | 4 | 4 | 2 | 1.55 | 1.0 |
| B | 3.07 | 3.8 | 2.22 | 8 | 1.75 | 3.5 | 4 | 4 | 2 | 1.55 | 1.1 |
| C | 3.6 | 6.4 | 2.85 | 12 | 1.75 | 5.5 | 4 | 8 | 2 | 1.55 | 1.6 |
| D | 4.6 | 7.6 | 3.1 | 12 | 1.75 | 5.5 | 4 | 8 | 2 | 1.55 | 1.55 |
| E | 4.6 | 7.6 | 4.4 | 12 | 1.75 | 5.5 | 4 | 8 | 2 | 1.55 | 1.55 |
| F | 6.5 | 7.6 | 2.2 | 12 | 1.75 | 5.5 | 4 | 8 | 2 | 1.55 | 1.5 |
| H | 4.6 | 7.6 | 2.16 | 12 | 1.75 | 5.5 | 4 | 8 | 2 | 1.55 | 1.55 |
| H1 | 4.6 | 7.6 | 2.16 | 12 | 1.75 | 5.5 | 4 | 8 | 2 | 1.55 | 1.55 |
| L | 4.6 | 7.6 | 2.16 | 12 | 1.75 | 5.5 | 4 | 8 | 2 | 1.55 | 1.55 |
| P | 1.5 | 2.3 | 1.35 | 8.0 | 1.75 | 3.5 | 4 | 2 | 4 | 1.55 | 1.0 |
| V | 6.4 | 7.6 | 4.4 | 12 | 1.75 | 5.5 | 4 | 8 | 2 | 1.55 | 1.55 |
| W | 6.5 | 8.0 | 4.7 | 16 | 1.75 | 7.5 | 4 | 12 | 2 | 1.55 | 1.55 |
| Y | 4.6 | 7.6 | 3.1 | 12 | 1.75 | 5.5 | 4 | 8 | 2 | 1.55 | 1.55 |

SMD TANTALUM CAPACITORS CA45 SERIES

REEL DIMENSION (Unit: mm)



| REEL SIZE | TAPE WIDE | DIMENSION | | | | |
|-------------|-----------|-----------|---------|--------|-------------|---------|
| | | A | B | C | W | T |
| 7" (180 mm) | 8 | 178±2.0 | 50 Min. | 13±0.5 | 8.4+1.5/-0 | 1.5±0.5 |
| 7" (180 mm) | 12 | 178±2.0 | 50 Min. | 13±0.5 | 12.4+1.5/0 | 1.5±0.5 |
| 7" (180 mm) | 16 | 178±2.0 | 50 Min. | 13±0.5 | 16.4+1.5/-1 | 1.5±0.5 |

QTY PER REEL (Unit: pcs)

| CASE SIZE CODE | A | B | C | D | E | F | H | H1 | L | P | V | W | Y |
|----------------|------|------|-----|-----|-----|-----|------|------|------|------|-----|-----|-----|
| Qty. | 2000 | 2000 | 500 | 500 | 500 | 500 | 1000 | 1000 | 1000 | 3000 | 400 | 400 | 500 |

SMD TANTALUM CAPACITORS CA45 SERIES

IMPORTANT NOTES AND DISCLAIMER

1. **ROHS COMPLIANCE:** The levels of RoHS restricted materials in this product are below the maximum concentration values (also referred to as the threshold limits) permitted for such substances, or are used in an exempted application, in accordance with EU RoHS Directive (EU) 2015/863 EC (RoHS3). RoHS Test Report for this product can be obtained at Download Center.
2. **REACH COMPLIANCE:** REACH substances of high concern (SVHCs) information is available for this product. Since the European Chemical Agency (ECHA) has published notice of their intent to frequently revise the SVHC listing for the foreseeable future, REACH Test Report for this product can be obtained at Download Center.
3. All Product parametric performance is indicated in the Electrical Characteristics for the listed herein test conditions, unless otherwise noted. Product performance may not be indicated by the Electrical Characteristics if operated under different conditions.
4. NextGen Component, Inc (*NextGen*) reserves the right to make changes to this document and its products and specifications at any time without notice. Customers should obtain and confirm the latest product information and specifications before final design, purchase or use.
5. *NextGen* makes no warranty, representation or guarantee regarding the suitability of its products for any particular purpose, not does *NextGen* assume any liability for application assistance or customer product design.
6. *NextGen* does not warrant or accept any liability with products which are purchased or used for any unintended or unauthorized application. No license is granted by implication or otherwise under any intellectual property rights of NextGen.
7. *NextGen* products are not authorized for use as critical components in life support devices or systems without express written approval by *NextGen*.
8. *NextGen* requires that customers first obtain an RMA (Returned Merchandise Authorization) number prior to returning any products. Returns must be made within 30 days of the date of invoice, be in the original packaging, unused and like-new condition. At the time of quoting or purchasing, a product may say that it is Non-Cancelable/ Non-Returnable (NCNR). These products are not returnable and not refundable.